

OUTDOOR

LEADERS IN QUALITY

All Leer outdoor merchandisers feature the finest cabinet construction assembled under the industry's toughest quality control standards. That means they'll be standing strong, ready to sell ice for many years to come.




MODEL L40
SLANT



MODEL L60
SLANT




MODEL L75
SLANT



MODEL L30



MODEL L40




MODEL L65

LEADERS IN INNOVATION

Leer outdoor merchandisers feature reinforced, embossed stainless steel doors with welded PVC frame; total steel cabinet construction; optional custom finishes; and quick recovery, low-temp, balanced refrigeration. Innovations like these have helped us set industry standards for improving your return on investment.



MODEL L60



MODEL L75




MODEL L85



MODEL L100



MODEL L462



MODEL L612



We convert cold to sold.™

OUTDOOR

Ice Merchandiser				Outside Dimensions			Solid Door	Ⓛ Approx. Wt.		Refrigeration	Amperage	
Models	No. of Doors	Capacity		Width	② ③ Depth	Height	Width x Height	Cold Wall	Auto Defrost	R404A Voltage 115/1/60	Cold Wall	Auto Defrost
		Cu. Ft. (approx.)	Bags* (7 lb.)									
L040SCSX L040SASX	1	40	150 — 130	50-1/2"	35-1/2"	68-1/2"	27" x 27"	320	345	1/3 hp	6.1	7.2
L060SCSX L060SASX	2	60	235 — 210	73"	35-1/2"	68-1/2"	27" x 27"	400	435	1/3 hp	6.1	7.2
L075SCSX L075SASX	2	75	320 — 290	94"	35-1/2"	68-1/2"	27" x 27"	480	520	1/2 hp	7.5	9.2
L030UCSX L030UASX	1	30	80 — 75	36"	30"	76-1/2"	27" x 46"	280	305	1/3 hp	6.1	7.2
L040UCSX L040UASX	1	40	170 — 160	50-1/2"	30"	76-1/2"	27" x 46"	325	350	1/3 hp	6.1	7.2
L065UCSX L065UASX	1	65	265 — 245	64"	35-1/2"	76-1/2"	27" x 46"	405	430	1/3 hp	6.1	7.2
L060UCSX L060UASX	2	60	275 — 260	73"	30"	76-1/2"	27" x 46"	425	455	1/3 hp	6.1	7.2
L075UCSX L075UASX	2	75	290 — 270	73"	35-1/2"	76-1/2"	27" x 46"	450	490	1/2 hp	7.5	9.2
L085UCSX L085UASX	2	85	345 — 325	84"	35-1/2"	76-1/2"	27" x 46"	505	530	1/2 hp	7.5	9.2
L100UCSX L100UASX	2	100	400 — 380	94"	35-1/2"	76-1/2"	27" x 46"	530	560	1/2 hp	7.5	9.2
L462LCSX L462LASX	2	46	165 — 150	73"	35-1/2"	49-1/2"	27" x 27"	410	430	1/3 hp	6.1	7.4
L612LCSX L612LASX	2	61	230 — 210	94"	35-1/2"	49-1/2"	27" x 27"	462	495	1/3 hp	6.1	7.4

MODEL IDENTIFICATION NUMBER DESCRIPTION

L | 040 | S | C | S | X

LEER	MODEL NUMBER	PROFILE	REFRIGERATION SYSTEM	DOOR TYPE	SPECIAL OPTIONS
		L = Low	C = Cold Wall	G = Glass	X = Standard
		S = Slant	A = Auto Defrost	S = Solid	V = Vinyl
		U = Upright			R = Refrigeration Upgrade

STANDARD FEATURES

- ▶ Total steel cabinet construction
- ▶ Baked-on acrylic polyurethane, high solids, lead-free, enamel finish exterior
- ▶ Full 2-1/2"-thick, CFC-free, foamed-in-place polyurethane insulation in all walls and top with 3" bottom insulation
- ▶ Low temperature sealed condensing units with service valves available on all models
- ▶ Reinforced, embossed stainless steel doors with welded PVC frame and roll-in gaskets
- ▶ Drop down evaporator systems
- ▶ Interior air flow ducts on automatic defrost models
- ▶ Five-year compressor warranty
- ▶ One-year parts warranty

* Merchandiser storage capacity may vary due to type of ice, ice bag size differences and methods of loading.

Ⓛ Shipping weight

② Add 3" for door and handle on upright models

③ Add 3" for raceway/stand off

OPTIONS

- ▶ Custom Painted Exterior
- ▶ 220/1/50 Voltage
- ▶ Heavy-duty Refrigeration (automatic defrost models only)
- ▶ Reverse Fan Self-cleaning Condensing Unit
- ▶ Blue "ICE" Decals

Material and product improvement is a constant commitment at Leer, Inc. These specifications are subject to change without notice and without incurring responsibility for previously sold merchandisers and components.



We convert cold to sold.™

INDOOR

LEADERS IN QUALITY

All Leer indoor merchandisers feature the finest cabinet construction assembled under the industry's toughest quality control standards. That means they'll be standing strong, ready to sell ice for many years to come.




MODEL L30



MODEL L40



MODEL L65



MODEL L63

LEADERS IN INNOVATION

Leer indoor merchandisers feature triple-pane, tempered safety glass doors; illuminated interior; full top refrigeration cover; quick recovery, low-temp, balanced refrigeration; total steel cabinet construction; and optional custom finishes. Innovations like these have helped us set industry standards for improving your return on investment.

MODEL L60



MODEL L75



MODEL L85



MODEL L100



We convert cold to sold.™

INDOOR

Ice Merchandiser				Outside Dimensions			Glass Door	① Approx. Wt.		Refrigeration	Amperage	
Models	No. of Doors	Capacity		Width	② ③ Depth	Height	Width x Height	Cold Wall	Auto Defrost	R404A Voltage 115/1/60	Cold Wall	④ Auto Defrost
		Cu. Ft. (approx.)	Bags* (7 lb.)									
L030UCGX L030UAGX	1	30	80 — 75	36"	30"	76-½"	28" x 47"	320	345	1/3 hp	6.1	7.2
L040UCGX L040UAGX	1	40	170 — 160	50-½"	30"	76-½"	28" x 47"	370	405	1/3 hp	6.1	7.2
L065UCGS L065UAGX	1	65	265 — 245	64"	35-½"	76-½"	28" x 47"	455	485	1/3 hp	6.1	7.2
L063UCGX L063UAGX	2	63	265 — 245	62-½"	35-½"	76-½"	26" x 45"	450	475	1/2 hp	6.5	7.4
L060UCGX L060UAGX	2	60	275 — 260	73"	30"	76-½"	28" x 47"	510	540	1/2 hp	6.5	7.4
L075UCGX L075UAGX	2	75	290 — 270	73"	35-½"	76-½"	28" x 47"	540	575	1/2 hp	6.5	8.3
L085UCGX L085UAGX	2	85	345 — 325	84"	35-½"	76-½"	28" x 47"	590	620	1/2 hp	7.7	8.3
L100UCGX L100UAGX	2	100	400 — 380	94"	35-½"	76-½"	28" x 47"	605	655	1/2 hp	7.7	9.6

MODEL IDENTIFICATION NUMBER DESCRIPTION

L | 030 | U | C | G | X

LEER	MODEL NUMBER	PROFILE	REFRIGERATION SYSTEM	DOOR TYPE	SPECIAL OPTIONS
		S= Slant U= Upright	C= Cold Wall A= Auto Defrost	G= Glass S= Solid	X= Standard V= Vinyl R= Refrigeration Upgrade

STANDARD FEATURES

- ▶ Total steel cabinet construction
- ▶ Baked-on acrylic polyurethane, high solids, lead-free, enamel finish exterior
- ▶ Full 2-½"-thick, CFC-free, foamed-in-place polyurethane insulation in all walls and top with 3" bottom insulation
- ▶ Low temperature sealed condensing units with service valves available on all models
- ▶ Interior air flow ducts on automatic defrost models
- ▶ Condensate evaporator on automatic defrost models
- ▶ Drop down evaporator system
- ▶ Triple-pane, tempered safety glass doors with self-closing hinges
- ▶ Illuminated interior
- ▶ Full top refrigeration cover
- ▶ Five-year compressor warranty
- ▶ One-year parts warranty

* Merchandiser storage capacity may vary due to type of ice, ice bag size differences and methods of loading.

- ① Shipping weight
- ② Add 3-½" for door and handle
- ③ Add 3" for condensate evaporator
- ④ Add 1.1 amps for condensate evaporator

OPTIONS

- ▶ Custom Painted Exterior
- ▶ 220/1/50 Voltage
- ▶ Heavy-duty Refrigeration (automatic defrost models only)
- ▶ Reverse Fan Self-cleaning Condensing Unit
- ▶ Finless Condensing Units
- ▶ Blue "ICE" Decals
- ▶ Gold or Black Frame Door
- ▶ LED Interior Lighting
- ▶ LED Etched Glass Door.....



NOTE:

Glass door models are designed for use in stores where temperature and humidity are maintained at 75°F and 55% RH respectively.

Material and product improvement is a constant commitment at Leer, Inc. These specifications are subject to change without notice and without incurring responsibility for previously sold merchandisers and components.



We convert cold to sold.™